

## Available Courses for ILT

Eight instructor led (ILT) courses have been created based on the below broad provider types:

- Physician
- Long Term Care
- Behavioral Health
- Medical Outpatient
- Waivers
- Pharmacy
- Dental
- Hospitals

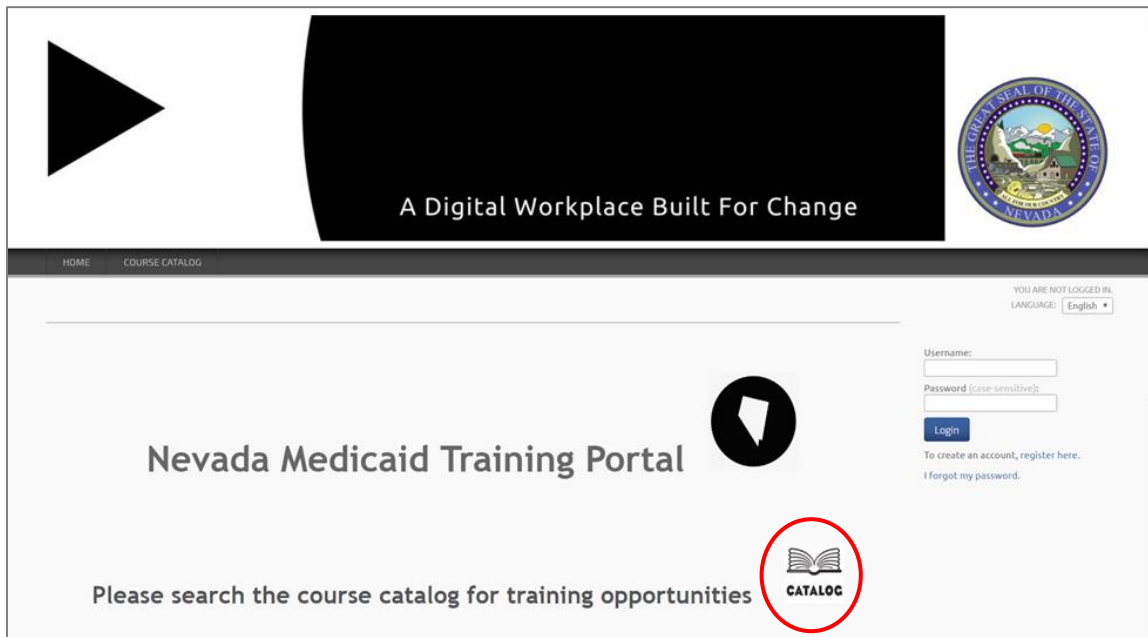
These eight courses are listed in the Course Catalog on our [LMS website](#). Providers will navigate to the correct course for the audience and self-enroll. At that time, he or she will select the preferred date and time to attend training. All details about the content and location of the training will be included in the course description.

## Self-Enrollment for ILT

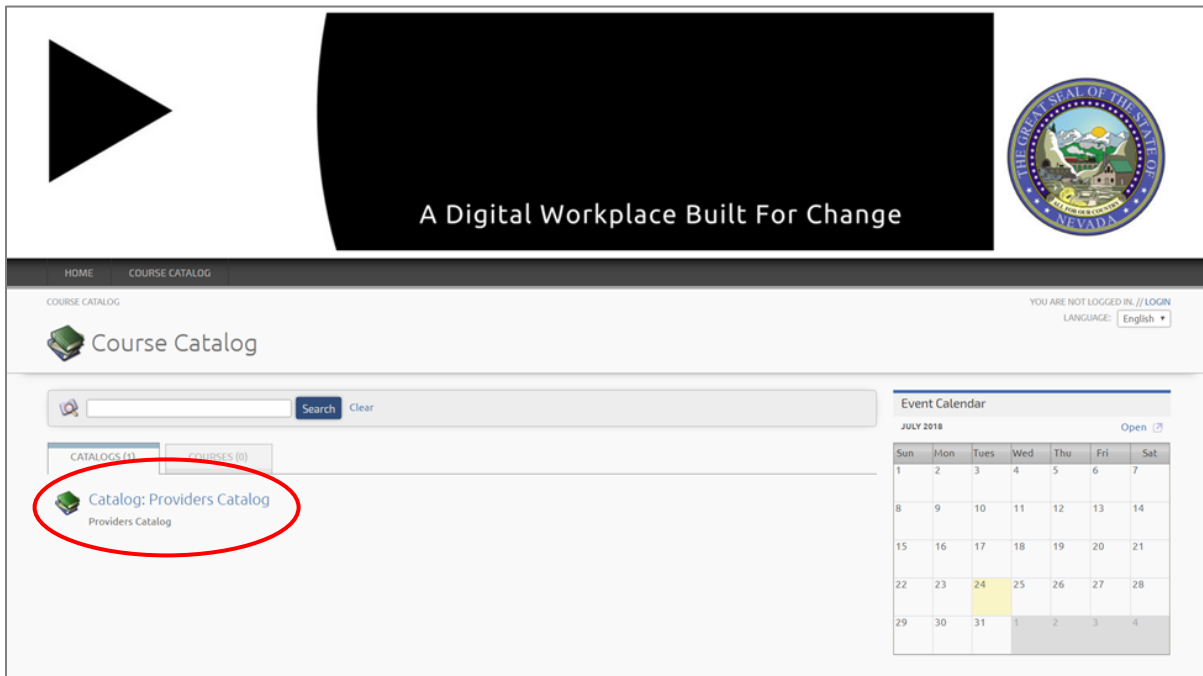
Provider attendees will access the LMS site from a link on the Modernization page at [www.medicaid.nv.gov](http://www.medicaid.nv.gov). To open the webpage, the user will click on the “Modernization Project” link under “Featured Links” on the left-hand side of each page of the website. Once on the “Modernization Project” page, refer to the “Provider Training Opportunities” section which will include a link to a learning management system (LMS) site to self-enroll for training, instructions on how to register, and training workshop materials.

# Register for Provider Training

Once the link is pressed, the user will be directed to the Nevada Medicaid Training Portal, as shown below.

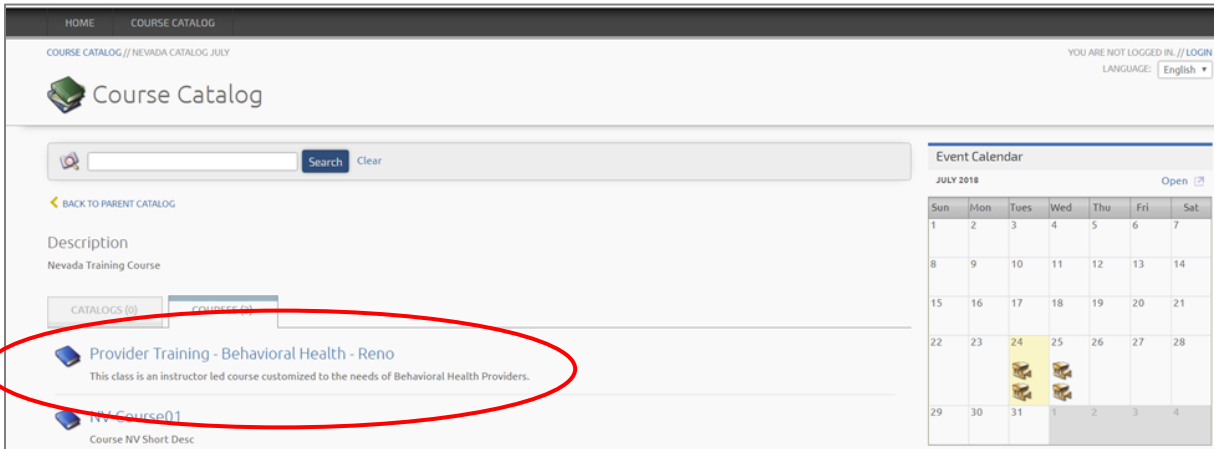


1. User will click on the **Catalog** icon, which will take you to the **Course Catalog**.

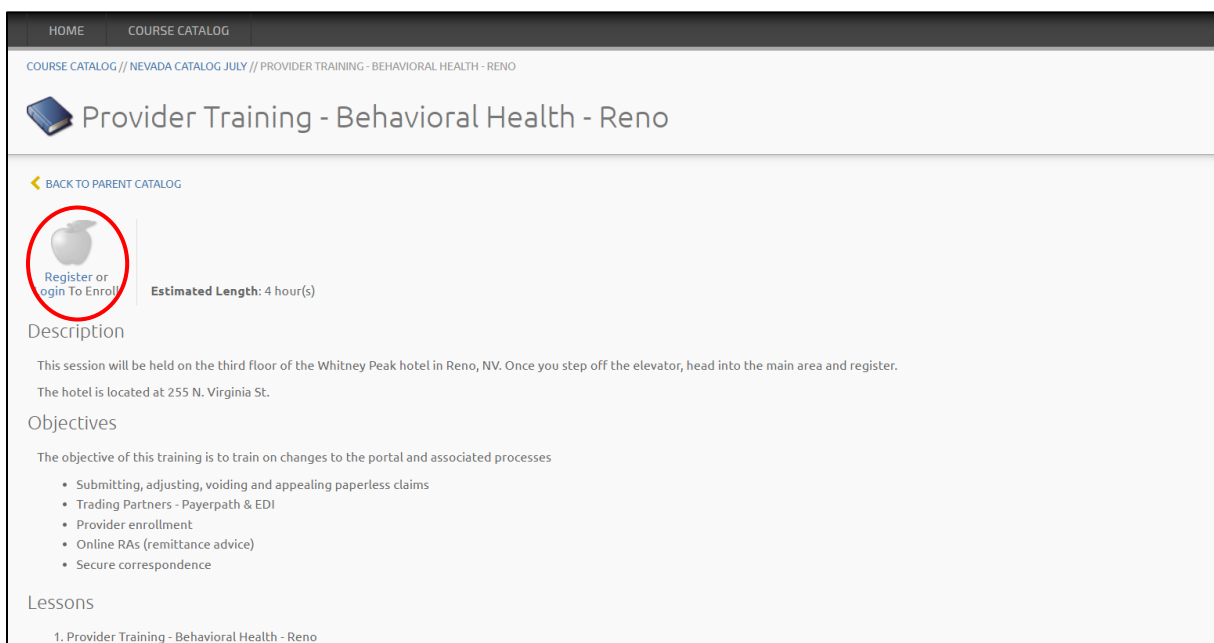


2. User will click on the **Course Catalog** to view all available courses.

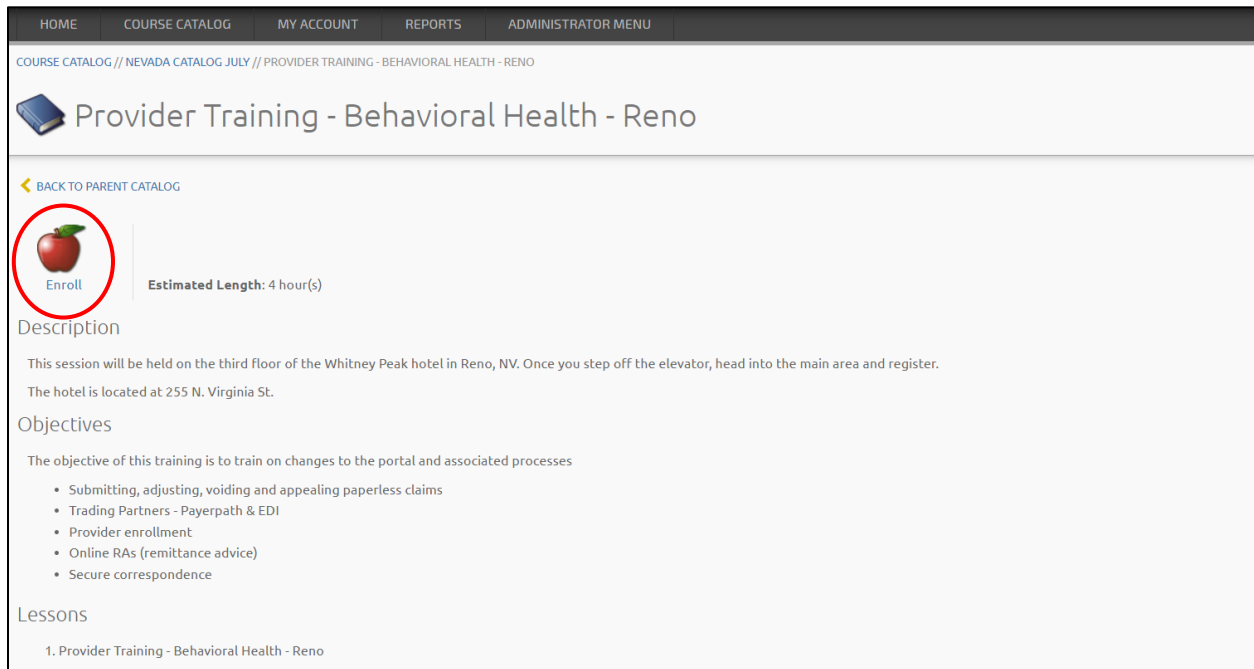
# Register for Provider Training



3. User will navigate to and select the appropriate course for their training needs and click the link to **register or log in**.
  - a. In this example – Course seen is training for providers who currently submit an CMS-1500 or HCFA claim form.



4. The user will see a more in depth description of the course.
  - a. If this is the first time accessing the LMS system, the user will need to press the **Register** link and complete the one-time registration form.
  - b. If the user has a username and password, he or she will need to press the **Login** link and enter their **username** and **password**.




HOME COURSE CATALOG MY ACCOUNT REPORTS ADMINISTRATOR MENU

COURSE CATALOG // NEVADA CATALOG JULY // PROVIDER TRAINING - BEHAVIORAL HEALTH - RENO

## Provider Training - Behavioral Health - Reno

[BACK TO PARENT CATALOG](#)

 **Enroll** Estimated Length: 4 hour(s)

### Description

This session will be held on the third floor of the Whitney Peak hotel in Reno, NV. Once you step off the elevator, head into the main area and register. The hotel is located at 255 N. Virginia St.

### Objectives

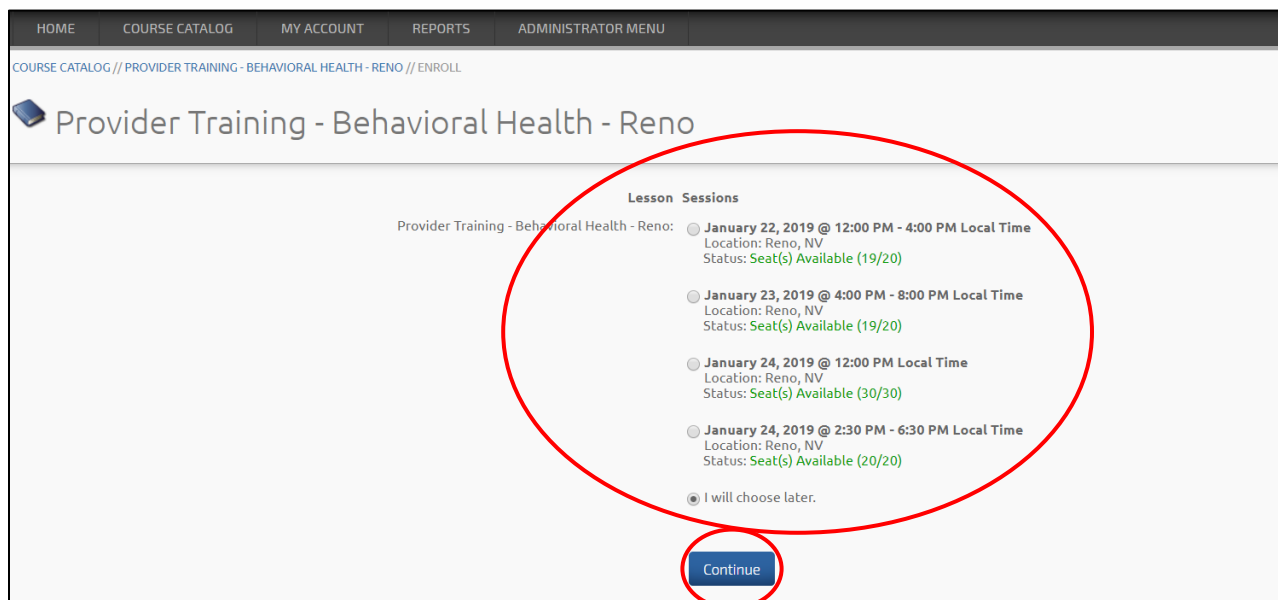
The objective of this training is to train on changes to the portal and associated processes

- Submitting, adjusting, voiding and appealing paperless claims
- Trading Partners - Payerpath & EDI
- Provider enrollment
- Online RAs (remittance advice)
- Secure correspondence

### Lessons

1. Provider Training - Behavioral Health - Reno

5. Regardless of whether the user registered or logged in, he or she will be taken to this page where the user will click on the **Enroll** link to enroll in the course selected.



HOME COURSE CATALOG MY ACCOUNT REPORTS ADMINISTRATOR MENU

COURSE CATALOG // PROVIDER TRAINING - BEHAVIORAL HEALTH - RENO // ENROLL

## Provider Training - Behavioral Health - Reno

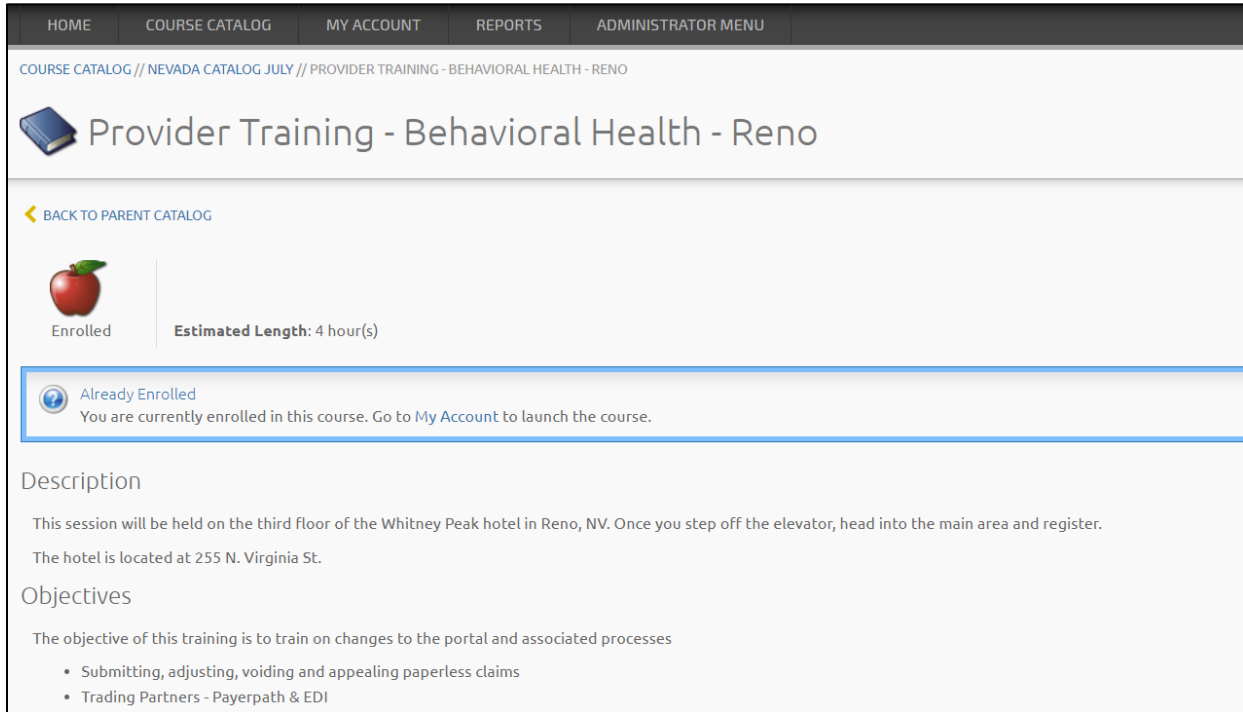
### Lesson Sessions

Provider Training - Behavioral Health - Reno:

- January 22, 2019 @ 12:00 PM - 4:00 PM Local Time  
Location: Reno, NV  
Status: **Seat(s) Available (19/20)**
- January 23, 2019 @ 4:00 PM - 8:00 PM Local Time  
Location: Reno, NV  
Status: **Seat(s) Available (19/20)**
- January 24, 2019 @ 12:00 PM Local Time  
Location: Reno, NV  
Status: **Seat(s) Available (30/30)**
- January 24, 2019 @ 2:30 PM - 6:30 PM Local Time  
Location: Reno, NV  
Status: **Seat(s) Available (20/20)**
- I will choose later.

**Continue**

6. User will select the date and time he or she wants to attend training and press the **Continue** button



The screenshot shows a web application interface for provider training. At the top, there is a navigation bar with links for HOME, COURSE CATALOG, MY ACCOUNT, REPORTS, and ADMINISTRATOR MENU. Below the navigation bar, the breadcrumb trail reads: COURSE CATALOG // NEVADA CATALOG JULY // PROVIDER TRAINING - BEHAVIORAL HEALTH - RENO. The main heading is "Provider Training - Behavioral Health - Reno" with a book icon. A "BACK TO PARENT CATALOG" link is visible. The course status is "Enrolled" with a red apple icon, and the "Estimated Length" is "4 hour(s)". A blue banner with a question mark icon states "Already Enrolled" and "You are currently enrolled in this course. Go to My Account to launch the course." Below this, the "Description" section states: "This session will be held on the third floor of the Whitney Peak hotel in Reno, NV. Once you step off the elevator, head into the main area and register. The hotel is located at 255 N. Virginia St." The "Objectives" section states: "The objective of this training is to train on changes to the portal and associated processes" and lists two bullet points: "Submitting, adjusting, voiding and appealing paperless claims" and "Trading Partners - Payerpath & EDI".

The user is now enrolled successfully and will receive a New Course Enrollment email notification.

## Other Courses Available

- Due to providers in remote areas, we will also have eight courses created to be delivered via webinar to remove the need to travel to Reno or Las Vegas for instructor led training.
  - The process to self-enroll in a webinar is the same as enrolling in an ILT
- To help with retention of information learned in instructor led or webinar training, the eight courses will be converted to computer based training (CBT) sessions
  - This will happen close to go-live
    - Look for a web announcement broadcasting their availability
  - The process to self-enroll is similar to the one outlined in this document. The only difference is that the user does not need to select a session.